

002097

2009-006

湖南山河智能机械股份有限公司
2008 年年度报告摘要

§ 1

1.1

1.2

1.3

1.4

2008

1.5

§ 2**2.1**

	002097
	2
	410100
	2

	410100
	http://www.sunward.com.cn/
	db@sunward.com.cn

2.2

	2	2
	0731-3572669	0731-3572669
	0731-3572606	0731-3572606
	db@sunward.com.cn	db@sunward.com.cn

§ 3

3.1

	2008	2007		2006
	1,254,570,064.64	1,151,817,905.68	8.92%	637,892,871.37
	41,532,830.26	166,369,808.63	-75.04%	91,660,412.98
	51,874,070.01	147,362,997.72	-64.80%	81,548,551.23
	50,205,014.69	139,651,515.17	-64.05%	80,010,691.31
	-248,039,372.72	-109,117,394.69	127.31%	33,537,035.87
	2008	2007		2006
	2,117,438,408.02	1,416,468,282.40	49.49%	992,416,390.05
	1,197,623,370.19	663,726,693.68	80.44%	520,351,265.96
	274,300,000.00	265,150,000.00	3.45%	132,575,000.00

3.2

	2008	2007		2006
/	0.1896	0.5558	-65.89%	0.8200
/	0.1896	0.5558	-65.89%	0.8200

/	0.1835	0.5267	-65.16%	0.8045
%	4.33%	22.20%	-17.87%	15.67%
%	4.58%	24.81%	-20.23%	39.93%
%	4.19%	21.04%	-16.85%	15.38%
%	4.44%	23.51%	-19.07%	39.17%
/	-0.90	-0.41	119.51%	0.25
	2008	2007		2006
/	4.37	2.50	74.80%	3.92

	214,797.83	
	12,230,287.99	
	-27,911,887.83	
	0.00	
	14,814,300.00	
	2,320,479.80	
	1,077.53	
	1,669,055.32	-

3.3

§ 4

4.1

		+ -	
--	--	-----	--

	114,720,560	43.27%	0	0	0	-346,828	-346,828	114,373,732	41.70%
1	0	0.00%	0	0	0	0	0	0	0.00%
2	2,672,740	1.01%	0	0	0	0	0	2,672,740	0.97%
3	37,122,380	14.00%	0	0	0	0	0	37,122,380	13.53%
	25,453,870	9.60%	0	0	0	0	0	25,453,870	9.28%
	11,668,510	4.40%	0	0	0	0	0	11,668,510	4.25%
4	0	0.00%	0	0	0	0	0	0	0.00%
	0	0.00%	0	0	0	0	0	0	0.00%
	0	0.00%	0	0	0	0	0	0	0.00%
5	74,925,440	28.26%	0	0	0	-346,828	-346,828	74,578,612	27.19%
	150,429,440	56.73%	9,150,000	0	0	346,828	9,496,828	159,926,268	58.30%
1	150,429,440	56.73%	9,150,000	0	0	346,828	9,496,828	159,926,268	58.30%
2	0	0.00%	0	0	0	0	0	0	0.00%
3	0	0.00%	0	0	0	0	0	0	0.00%
4	0	0.00%	0	0	0	0	0	0	0.00%
	265,150,000	100.00%	9,150,000	0	0	0	9,150,000	274,300,000	100.00%

	72,705,840	0	0	72,705,840	1	2009-12-22
	15,550,000	0	0	15,550,000	2	2009-06-21
	5,541,510	0	0	5,541,510	2	2009-06-21
	4,362,360	0	0	4,362,360	2	2009-06-21
	2,124,330	0	0	2,124,330	2	2009-06-21
	1,845,480	0	0	1,845,480	2	2009-06-21
	1,750,000	0	0	1,750,000	2	2009-06-21

	1,328,340	0	0	1,328,340	2	2009-06-21
	922,740	0	0	922,740	2	2009-06-21
	922,740	0	0	922,740	2	2009-06-21
	922,740	0	0	922,740	2	2009-06-21
	816,270	0	0	816,270	2	2009-06-21
	775,710	0	0	775,710	2	2009-06-21
	760,500	0	0	760,500	2	2009-06-21
	636,020	0	0	636,020	2	2009-06-21
	600,000	0	0	600,000	2	2009-06-21
	334,620	0	0	334,620	2	2009-06-21
	334,620	0	0	334,620	2	2009-06-21
	267,310	0	0	267,310	2	2009-06-21
	200,000	0	0	200,000	2	2009-06-21
	200,000	0	0	200,000	2	2009-06-21
	200,000	0	0	200,000	2	2009-06-21
	200,000	0	0	200,000	2	2009-06-21
	200,000	0	0	200,000	2	2009-06-21
	200,000	0	0	200,000	2	2009-06-21
	150,000	0	0	150,000	2	2009-06-21
	136,890	0	0	136,890	2	2009-06-21
	126,750	0	0	126,750	2	2009-06-21
	105,790	0	0	105,790	2	2009-06-21
	100,000	0	0	100,000	2	2009-06-21
	100,000	0	0	100,000	2	2009-06-21
	100,000	0	0	100,000	2	2009-06-21
	100,000	0	0	100,000	2	2009-06-21
	100,000	0	0	100,000	2	2009-06-21
	100,000	0	0	100,000	2	2009-06-21
	100,000	0	0	100,000	2	2009-06-21
	100,000	0	0	100,000	2	2009-06-21
	114,720,560	0	0	114,720,560		

1

2

5

29

12

4.2 10 10

					47,551
10					
		26.51%	72,705,840	72,705,840	0
		15.99%	43,870,060	15,550,000	0
		4.00%	10,976,890	5,541,510	10,400,000
		3.22%	8,826,080	4,362,360	4,362,360
		1.74%	4,765,749	1,845,480	0
		1.05%	2,885,874	2,124,330	0
		1.02%	2,784,444	1,328,340	0
		0.85%	2,322,510	816,270	0
		0.84%	2,307,220	922,740	0
		0.78%	2,126,125	760,500	0
10					
			28,320,060		
			5,435,380		
			4,463,720		
			2,920,269		
	—		1,930,409		
			1,506,240		
	—	100	1,477,343		
			1,456,104		
	—	300	1,384,784		
			1,384,480		

4.3

4.3.1

4.3.2

				72,705,840					26.51%
							2009	2	"
			"						

4.3.3



§ 5

5.1

			62	2007-04-10	2010-04-09	72,705,840	72,705,840		21.50	
			48	2007-04-10	2010-04-09	0	0		0	
			45	2007-04-10	2010-04-09	1,908,060	1,908,060		16.60	

			50	2007-04-10	2010-04-09	801,930	381,930	1	15.50	
			46	2007-04-10	2010-04-09	0	0		0	
			52	2007-04-10	2010-04-09	0	0		0	
			44	2007-04-10	2010-04-09	0	0		3.00	
			50	2007-08-10	2010-04-09	0	0		3.00	
			47	2007-08-10	2010-04-09	0	0		3.00	
			35	2007-11-09	2010-04-09	0	0		3.00	
			42	2007-04-10	2010-04-09	2,448,810	2,322,510		15.60	
			46	2007-04-10	2010-04-09	0	0		23.34	
			37	2008-10-22	2010-04-09	0	1,500	5	16.26	
			46	2007-07-24	2010-04-09	0	0		16.60	
			46	2008-04-23	2010-04-09	0	0		27.10	
			51	2007-04-10	2010-04-09	300,000	300,000		15.30	
			41	2007-04-10	2008-02-19	600,000	400,000		3.04	
			50	2007-04-10	2008-08-11	0	0		0	
			43	2007-04-10	2009-04-21	600,000	580,000		16.60	
	-	-				79,364,640	78,599,840		199.44	

1						38		4
2	2008	2	19					
3	2008	4	23					
4	2008	8	11					
5	2008	10	22		2008			
						1,500		
6	2009	4	21					

5.2

		8	3	5	0	0	
		8	3	5	0	0	
		8	3	5	0	0	
		8	3	5	0	0	
		8	3	5	0	0	
		8	3	5	0	0	
		8	2	5	1	0	
		8	1	5	2	0	
		8	3	5	0	0	
		8	3	5	0	0	

	8
	3
	5
	0

§ 6

6.1

1

1

2008

4

2					
2008		125,457.01		8.92%	
5,196.54		64.72%	2008	211,743.84	2007
	49.49%	120,710.11		81.76%	
		2008			
			2008		
				"	"
	"	"		"	"
			"	"	
2					
1					
2009			"	"	
				GDP 8%	

2

" "

3 2009

2009			14	2008	11.59%
10,370	2008	99.56%		61	

2009

1

2

"

"

2009

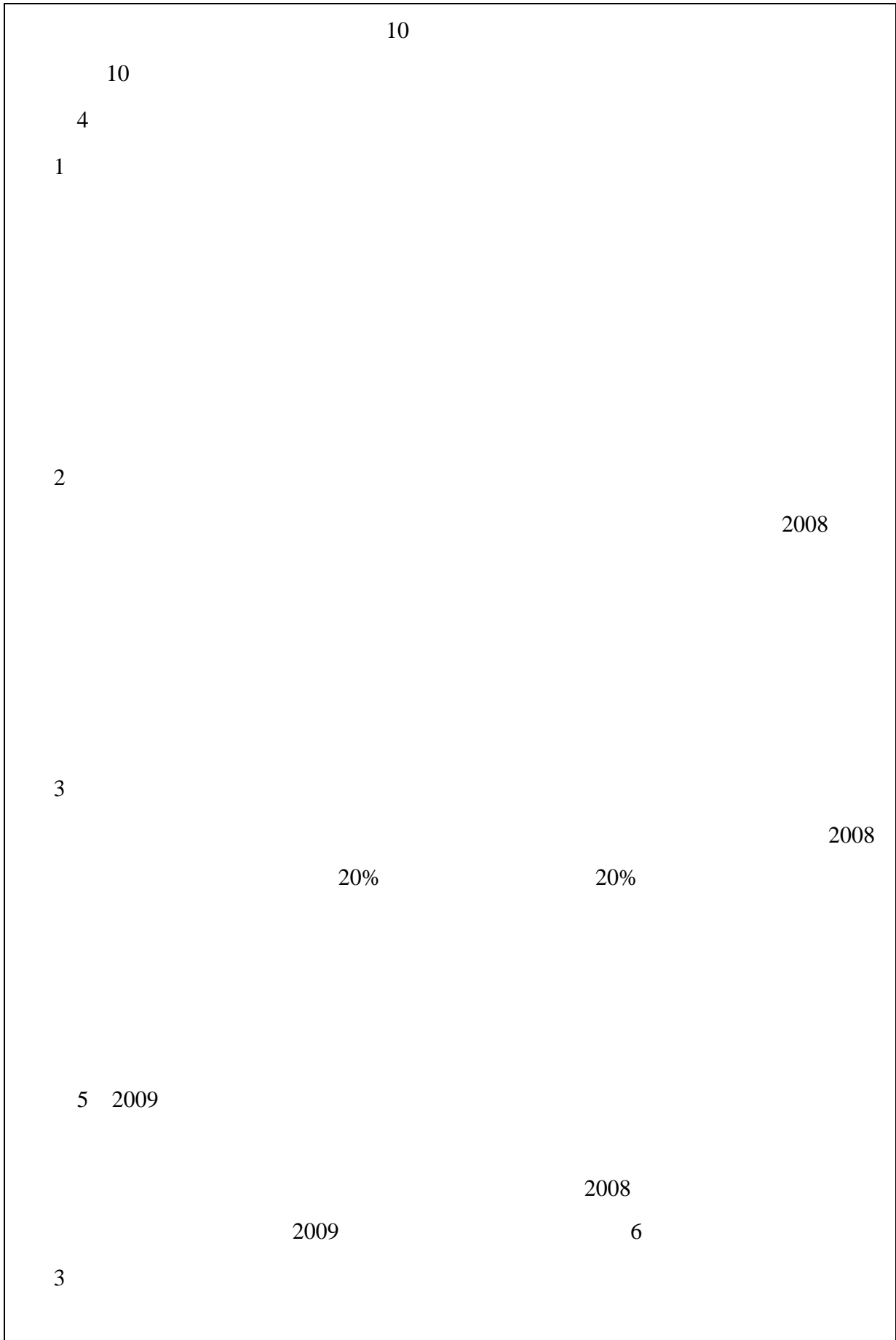
3 5

2009

4

3

					2010
	BAUMA	BAUMA			
			VI		
4					
2009					
5					
2009	ERP				ERP
		ERP		ERP	
				IT	
6					
2009		10		10	
		10			



4						
1						
1	2008	1	21			
2	2008	2	4			
3	2008	4	23			
2007			2007		2007	2008
			2007		2007	
					2008	
						2008
			2007			
4	2008	7	25			
					2008	
5	2008	8	18			
2008						
6	2008	9	25			
					2008	
7	2008	10	22			
					2008	
8	2008	12	4			

2

2007 8 10

2007

2007 12 28

	23,285.19	-16.01%
--	-----------	---------

6.4

6.5

					79,826.81							16,903.64
					9,600.00							
					12.03%							47,150.13
				(1)		(2)	(3)	% (4)				
							(2)-(1)	(2)/(1)				
		16,000.00	16,000.00	16,000.00	0.00	16,082.66	82.66	100.52%	2007 30	09	1,106.42	
		7,500.00	7,500.00	7,500.00	115.48	7,084.25	-415.75	94.46%	2008 31	12	527.87	
(CIMS)		1,500.00	1,500.00	1,500.00	308.52	872.84	-627.16	58.19%	2008 31	12	0.00	
IPO		6,630.74	6,630.74	6,630.74	0.00	6,630.74	0.00	100.00%	2007 30	06	0.00	
5000		48,196.07	38,596.07	20,704.49	13,879.64	13,879.64	-6,824.85	67.04%	2009 10	08	310.93	
		0.00	7,000.00	2,100.00	2,100.00	2,100.00	0.00	100.00%	2010 22	10	0.00	
		0.00	2,600.00	2,600.00	2,600.00	2,600.00	0.00	100.00%	2008 31	12	0.00	
	-	79,826.81	79,826.81	57,035.23	19,003.64	49,250.13	-7,785.10	-	-	-	1,945.22	-
	IPO	5,000									2008	

1	IPO									
2		2008		9,600		5000			2,600	
				7,000						
1	IPO			6,879.72						
	[2007] 003							2007 1 13		
				6,879.72						
2				3,993.18						(2008)
	ZA1-001							2008 1 21		
				3,993.18						
1	IPO									
2		2008 1 21				2008 4 20 , 2008 4 18			4,800	
						2007			4,800	
				10,000						2008
	11 27	2008 11 26		10,000						2008
	12 4									,
				4,800				2009 6 4		2008
	12 31							4,800		
1	IPO									
2				5,000						
						9,600				
1	IPO			11,235,870.45						
		4,103,617.73						7,132,252.72		
2				5,000				255,407,334.97		
		21,008,399.97								

			(1)		(2)	% (3)=(2)/(1)				
	5000	7,000.00	2,100.00	2,100.00	2,100.00	100.00%	2010 10 22	0.00		

	5000	2,600.00	2,600.00	2,600.00	2,600.00	100.00%	2008 31	12	0.00	

2008

2007	3,977,250.00	147,362,997.72	2.70%
2006	41,075,000.00	81,548,551.23	50.37%
2005	0.00	37,377,091.82	0.00%

§ 7

7.1

7.2

7.3

7.4

7.4.1

--	--	--

	0.00	0.00%	3,092.13	2.86%
	0.00	0.00%	632.37	0.58%
	0.00	0.00%	3,724.50	3.44%

0.00

7.4.2

	3.41	11.19	0.00	0.00
	268.14	261.76	739.14	244.91
	271.55	272.95	739.14	244.91

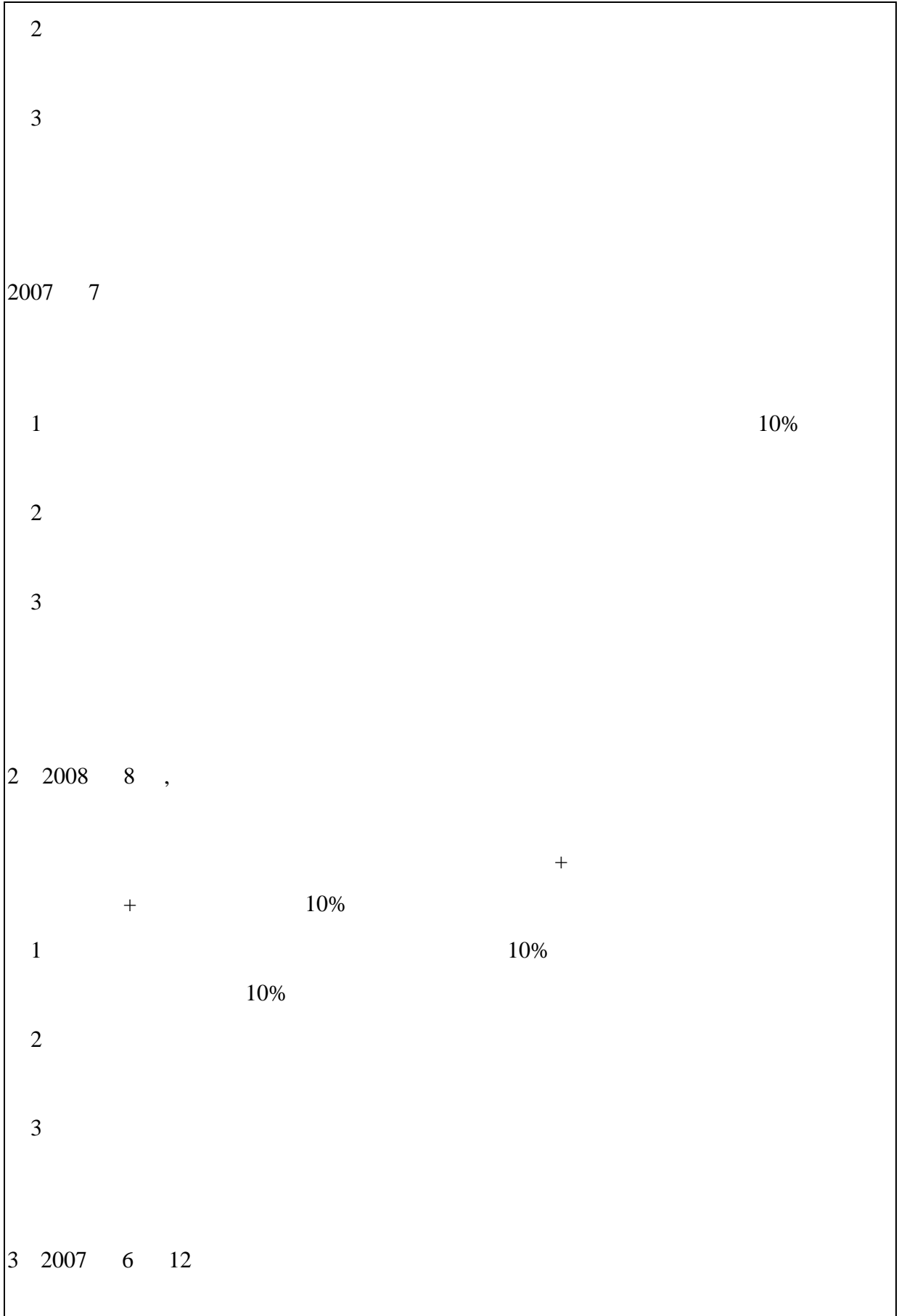
0.00

0.00

7.4.3 2008**7.5****7.6**

¶

¶



4.2008 8 ,
 ,
 1 10% 10% ,
 5
 2 , 6 ,
 , 3 . <<
 >>, 3
 5%
 12

5%

	12	

7.7

Lamport Ltd	EDN Italy SpA	HPM Europe SpA
-------------	---------------	----------------

Ticino	250
--------	-----

7.8

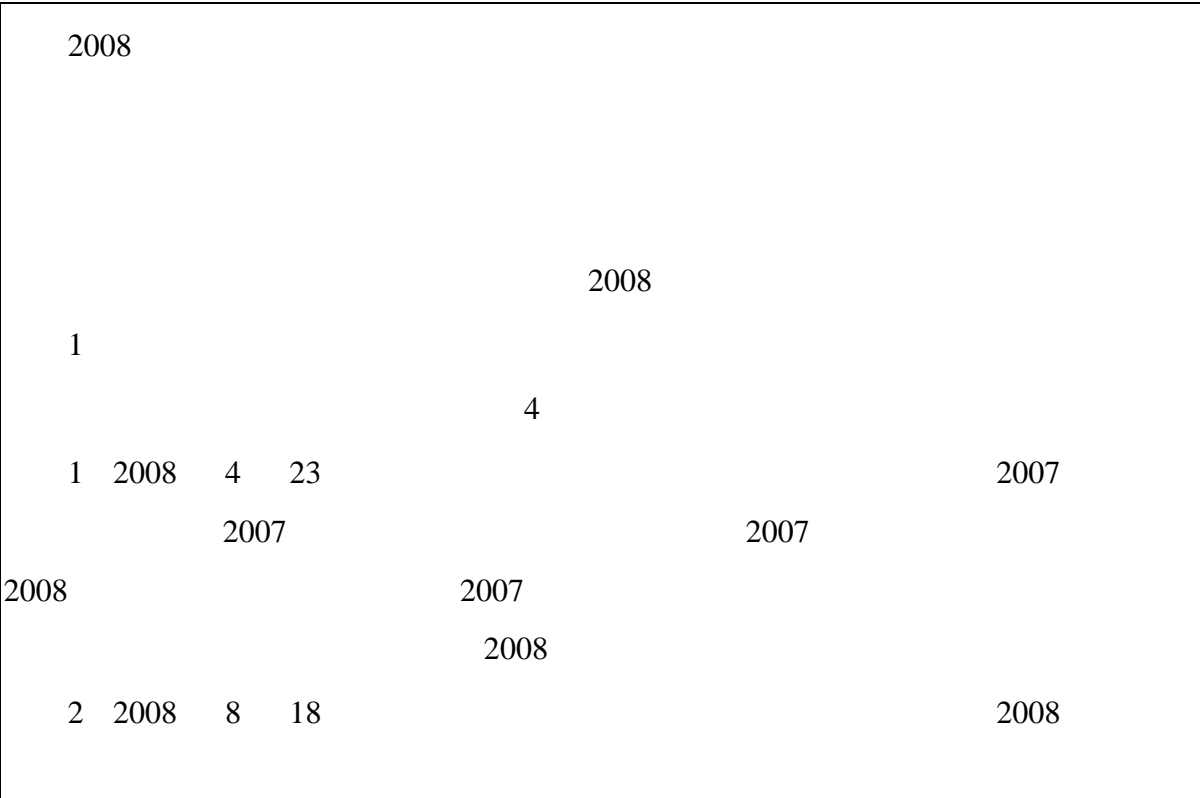
7.8.1

7.8.2

7.8.3

7.8.4

§ 8



3 2008 9 25

4 2008 10 22

2008

2

1

2

3

3

1

2

2008

3

		9,600
7,000	2,600	
4		
5		
6		

§ 9

9.1

		2009	CA1-076
		2008	12
31	2008		
1			
	1		
		2	
3			

2				
3				
	2008		2008	12 31
			2009	4 21

9.2

9.2.1

		2008	12	31

	554,156,156.63	518,314,599.22	224,540,555.45	224,529,862.33
	0.00	0.00	0.00	0.00
	0.00	0.00	0.00	0.00
	0.00	0.00	0.00	0.00
	9,033,000.00	9,033,000.00	4,650,000.00	4,650,000.00
	226,606,906.77	225,335,312.75	219,129,275.92	218,742,195.69
	152,766,648.22	143,472,364.36	155,089,394.18	151,892,728.88
	0.00	0.00	0.00	0.00
	0.00	0.00	0.00	0.00
	0.00	0.00	0.00	0.00
	0.00	0.00	0.00	0.00
	0.00	0.00	0.00	0.00
	48,343,814.46	50,273,391.05	20,107,627.54	20,046,157.49
	0.00	0.00	0.00	0.00
	686,368,938.37	678,415,712.11	473,866,350.25	466,929,375.57
	0.00	0.00	0.00	0.00
	0.00	0.00	0.00	0.00
	1,677,275,464.45	1,624,844,379.49	1,097,383,203.34	1,086,790,319.96
	0.00	0.00	0.00	0.00
	0.00	0.00	0.00	0.00
	0.00	0.00	0.00	0.00
	0.00	0.00	0.00	0.00
	1,201,106.07	85,098,581.57	0.00	4,512,605.00
	0.00	0.00	0.00	0.00
	293,356,310.04	280,495,843.97	222,794,792.93	222,658,120.20
	34,201,351.02	33,538,551.02	58,932,841.90	58,932,841.90
	0.00	0.00	0.00	0.00
	0.00	0.00	0.00	0.00

	0.00	0.00	0.00	0.00
	0.00	0.00	0.00	0.00
	101,073,854.53	78,154,210.73	34,131,875.16	33,846,160.86
	0.00	0.00	0.00	0.00
	2,532,675.23		0.00	0.00
	0.00	0.00	0.00	0.00
	7,797,646.68	7,770,692.70	3,225,569.07	3,237,231.60
	0.00	0.00	0.00	0.00
	440,162,943.57	485,057,879.99	319,085,079.06	323,186,959.56
	2,117,438,408.02	2,109,902,259.48	1,416,468,282.40	1,409,977,279.52
	403,000,000.00	403,000,000.00	268,000,000.00	268,000,000.00
	0.00	0.00	0.00	0.00
	0.00	0.00	0.00	0.00
	0.00	0.00	0.00	0.00
	0.00	0.00	0.00	0.00
	70,961,277.00	70,961,277.00	141,720,000.00	141,720,000.00
	203,048,170.02	201,823,479.39	252,080,200.79	245,537,356.63
	16,637,445.22	16,186,844.01	24,399,764.80	24,399,764.80
	0.00	0.00	0.00	0.00
	0.00	0.00	0.00	0.00
	1,847,971.26	1,517,926.17	2,164,068.12	2,051,291.28
	5,297,164.85	5,262,068.49	10,332,593.41	10,266,289.80
	817,478.25	817,478.25	1,080,332.90	1,080,332.90
	0.00	0.00	0.00	0.00
	68,889,270.42	67,833,241.27	41,128,237.77	41,079,011.13
	0.00	0.00	0.00	0.00
	0.00	0.00	0.00	0.00
	0.00	0.00	0.00	0.00

	0.00	0.00	0.00	0.00
	0.00	0.00	5,000,000.00	5,000,000.00
	15,062,000.00	15,062,000.00	2,850,000.00	2,850,000.00
	785,560,777.02	782,464,314.58	748,755,197.79	741,984,046.54
	98,600,000.00	98,600,000.00	3,600,000.00	3,600,000.00
	0.00	0.00	0.00	0.00
	0.00	0.00	0.00	0.00
	0.00	0.00	0.00	0.00
	23,917,250.00	23,917,250.00	0.00	0.00
	2,259,300.00	2,259,300.00	0.00	0.00
	0.00	0.00	0.00	0.00
	124,776,550.00	124,776,550.00	3,600,000.00	3,600,000.00
	910,337,327.02	907,240,864.58	752,355,197.79	745,584,046.54
	274,300,000.00	274,300,000.00	265,150,000.00	265,150,000.00
	655,759,231.50	655,759,231.50	182,886,625.00	182,886,625.00
	0.00	0.00	0.00	0.00
	44,731,793.57	44,731,793.57	39,032,159.06	39,107,238.03
	0.00	0.00	0.00	0.00
	222,832,345.12	227,870,369.83	176,657,909.62	177,249,369.95
	0.00	0.00	0.00	0.00
	1,197,623,370.19	1,202,661,394.90	663,726,693.68	664,393,232.98
	9,477,710.81	0.00	386,390.93	0.00
	1,207,101,081.00	1,202,661,394.90	664,113,084.61	664,393,232.98
	2,117,438,408.02	2,109,902,259.48	1,416,468,282.40	1,409,977,279.52

9.2.2

2008 1-12

	1,254,570,064.64	1,246,481,554.56	1,151,817,905.68	1,151,590,104.83
	1,254,570,064.64	1,246,481,554.56	1,151,817,905.68	1,151,590,104.83
	0.00	0.00	0.00	0.00
	0.00	0.00	0.00	0.00
	0.00	0.00	0.00	0.00
	1,197,570,432.37	1,180,795,385.54	994,191,292.10	993,827,634.19
	922,845,058.65	917,138,100.43	843,497,075.50	843,662,296.30
	0.00	0.00	0.00	0.00
	0.00	0.00	0.00	0.00
	0.00	0.00	0.00	0.00
	0.00	0.00	0.00	0.00
	0.00	0.00	0.00	0.00
	0.00	0.00	0.00	0.00
	0.00	0.00	0.00	0.00
	1,781,877.01	1,755,158.21	1,578,560.41	1,564,517.38
	117,923,616.82	117,747,545.17	73,678,574.01	73,643,155.02
	116,039,989.58	107,750,749.35	53,549,795.34	53,078,298.16
	24,584,058.61	24,551,982.88	9,646,125.97	9,643,372.29
	14,395,831.70	11,851,849.50	12,241,160.87	12,235,995.04
" _"	0.00	0.00	0.00	0.00
" _"	214,797.83	-3,483,966.92	49,809.77	49,809.77
	0.00	0.00	0.00	0.00
" _"	0.00	0.00	0.00	0.00
" _"	57,214,430.10	62,202,202.10	157,676,423.35	157,812,280.41
	13,210,451.25	12,367,993.06	8,909,281.33	8,335,541.51

	28,892,051.09	28,869,014.33	215,896.05	203,424.00
	2,596,410.59	2,596,410.59	0.00	0.00
" _"	41,532,830.26	45,701,180.83	166,369,808.63	165,944,397.92
	-10,432,559.63	-10,544,374.59	19,081,361.75	18,970,075.22
" _"	51,965,389.89	56,245,555.42	147,288,446.88	146,974,322.70
	51,874,070.01	0.00	147,362,997.72	0.00
	91,319.88	0.00	-74,550.84	0.00
	0.1896	0.2056	0.5558	0.5543
	0.1896	0.2056	0.5558	0.5543

9.2.3

2008 1-12

	1,152,081,214.46	1,141,171,878.77	1,011,472,845.35	1,011,304,849.55
	0.00	0.00	0.00	0.00
	0.00	0.00	0.00	0.00
	0.00	0.00	0.00	0.00
	0.00	0.00	0.00	0.00
	0.00	0.00	0.00	0.00
	0.00	0.00	0.00	0.00
	0.00	0.00	0.00	0.00
	0.00	0.00	0.00	0.00

	0.00	0.00	0.00	0.00
	0.00	0.00	0.00	0.00
	40,482,259.80	40,117,110.60	25,301,158.27	25,301,158.27
	43,013,869.10	37,609,595.13	7,536,926.04	7,536,926.04
	1,235,577,343.36	1,218,898,584.50	1,044,310,929.66	1,044,142,933.86
	1,302,369,577.17	1,292,143,329.56	1,003,977,777.45	1,004,612,640.05
	0.00	0.00	0.00	0.00
	0.00	0.00	0.00	0.00
	0.00	0.00	0.00	0.00
	0.00	0.00	0.00	0.00
	0.00	0.00	0.00	0.00
	94,065,799.67	90,618,645.12	65,643,128.27	65,188,775.90
	21,582,922.65	20,484,340.01	19,153,994.25	18,915,595.80
	65,598,416.59	64,861,071.59	64,653,424.38	64,513,284.72
	1,483,616,716.08	1,468,107,386.28	1,153,428,324.35	1,153,230,296.47
	-248,039,372.72	-249,208,801.78	-109,117,394.69	-109,087,362.61
	163,840.25	163,840.25	2,022,417.55	2,022,417.55
	0.00	0.00	27,392.22	27,392.22
	156,674.08	156,674.08	12,000.00	12,000.00
	0.00	0.00	0.00	0.00
	5,137,815.48	0.00	15,000.00	0.00
	5,458,329.81	320,514.33	2,076,809.77	2,061,809.77

	100,043,641.47	89,745,101.47	153,479,557.32	153,479,557.32
	7,340,000.00	43,340,000.00	32,900,200.50	32,900,200.50
	0.00	0.00	0.00	0.00
	0.00	0.00	0.00	0.00
	0.00	0.00	200,000.00	200,000.00
	107,383,641.47	133,085,101.47	186,579,757.82	186,579,757.82
	-101,925,311.66	-132,764,587.14	-184,502,948.05	-184,517,948.05
	492,770,660.00	483,770,660.00	0.00	0.00
	9,000,000.00	0.00	0.00	0.00
	608,000,000.00	9,85.8()	TE15(0.0)54.9	

	224,540,555.45	224,529,862.33	445,420,853.49	445,338,821.29
	554,156,156.63	518,314,599.22	224,540,555.45	224,529,862.33

9.2.4

2008

	265,150,000.00	182,886,625.00	0.00	39,032,159.06	0.00	176,657,909.62	0.00	386,390.93	664,113,084.61	132,575,000.00	288,956,945.00	0.00	24,135,079.05	0.00	73,001,888.69	0.00	1,393,391.70	520,062,304.44
	0.00	0.00	0.00	0.00	0.00	0.00	0.00	0.00	0.00	0.00	0.00	0.00	168,235.32	0.00	1,514,117.90	0.00	3,894.89	1,686,248.11
	0.00	0.00	0.00	0.00	0.00	0.00	0.00	0.00	0.00	0.00	0.00	0.00	0.00	0.00	0.00	0.00	0.00	0.00
	0.00	0.00	0.00	0.00	0.00	0.00	0.00	0.00	0.00	0.00	0.00	0.00	0.00	0.00	0.00	0.00	0.00	0.00
	265,150,000.00	182,886,625.00	0.00	39,032,159.06	0.00	176,657,909.62	0.00	386,390.93	664,113,084.61	132,575,000.00	288,956,945.00	0.00	24,303,314.37	0.00	74,516,006.59	0.00	1,397,286.59	521,748,552.55
"_"	9,150,000.00	472,872,606.50	0.00	5,699,634.51	0.00	46,174,435.50	0.00	9,091,319.88	542,987,996.39	132,575,000.00	-106,070,320.00	0.00	14,728,844.69	0.00	102,141,903.03	0.00	-1,010,895.66	142,364,532.06
	0.00	0.00	0.00	0.00	0.00	51,874,070.01	0.00	91,319.88	51,965,389.89	0.00	0.00	0.00	0.00	0.00	147,362,997.72	0.00	-74,550.84	147,288,446.88
	0.00	0.00	0.00	0.00	0.00	0.00	0.00	0.00	0.00	0.00	0.00	0.00	0.00	0.00	0.00	0.00	-936,344.82	-936,344.82
1	0.00	0.00	0.00	0.00	0.00	0.00	0.00	0.00	0.00	0.00	0.00	0.00	0.00	0.00	0.00	0.00	0.00	0.00

2	0.00	0.00	0.00	0.00	0.00	0.00	0.00	0.00	0.00	0.00	0.00	0.00	0.00	0.00	0.00	0.00	0.00	0.00
3	0.00	0.00	0.00	0.00	0.00	0.00	0.00	0.00	0.00	0.00	0.00	0.00	0.00	0.00	0.00	0.00	0.00	0.00
4	0.00	0.00	0.00	0.00	0.00	0.00	0.00	0.00	0.00	0.00	0.00	0.00	0.00	0.00	0.00	0.00	-936,34 4.82	-936,34 4.82
	0.00	0.00	0.00	0.00	0.00	51,874,070. 01	0.00	91,319.8 8	51,965,3 89.89	0.00	0.00	0.00	0.00	0.00	147,362,9 97.72	0.00	-1,010,8 95.66	146,352, 102.06
	9,150,00 0.00	472,872, 606.50	0.00	0.00	0.00	0.00	0.00	9,000,00 0.00	491,022, 606.50	0.00	-10,320. 00	0.00	0.00	0.00	0.00	0.00	0.00	-10,320. 00
1	9,150,00 0.00	472,872, 606.50	0.00	0.00	0.00	0.00	0.00	9,000,00 0.00	491,022, 606.50	0.00	0.00	0.00	0.00	0.00	0.00	0.00	0.00	0.00
2	0.00	0.00	0.00	0.00	0.00	0.00	0.00	0.00	0.00	0.00	0.00	0.00	0.00	0.00	0.00	0.00	0.00	0.00
3	0.00	0.00	0.00	0.00	0.00	0.00	0.00	0.00	0.00	0.00	-10,320. 00	0.00	0.00	0.00	0.00	0.00	0.00	-10,320. 00
	0.00	0.00	0.00	5,699,63 4.51	0.00	-5,699,634. 51	0.00	0.00	0.00	0.00	0.00	0.00	14,728,8 44.69	0.00	-18,706,09 4.69	0.00	0.00	-3,977,2 50.00
1	0.00	0.00	0.00	5,699,63 4.51	0.00	-5,699,634. 51	0.00	0.00	0.00	0.00	0.00	0.00	14,728,8 44.69	0.00	-14,728,84 4.69	0.00	0.00	0.00
2	0.00	0.00	0.00	0.00	0.00	0.00	0.00	0.00	0.00	0.00	0.00	0.00	0.00	0.00	0.00	0.00	0.00	0.00
3	0.00	0.00	0.00	0.00	0.00	0.00	0.00	0.00	0.00	0.00	0.00	0.00	0.00	0.00	-3,977,250 .00	0.00	0.00	-3,977,2 50.00
4	0.00	0.00	0.00	0.00	0.00	0.00	0.00	0.00	0.00	0.00	0.00	0.00	0.00	0.00	0.00	0.00	0.00	0.00

	0.00	0.00	0.00	0.00	0.00	0.00	0.00	0.00	0.00	132,575,000.00	-106,060,000.00	0.00	0.00	0.00	-26,515,000.00	0.00	0.00	0.00
1	0.00	0.00	0.00	0.00	0.00	0.00	0.00	0.00	0.00	106,060,000.00	-106,060,000.00	0.00	0.00	0.00	0.00	0.00	0.00	0.00
2	0.00	0.00	0.00	0.00	0.00	0.00	0.00	0.00	0.00	0.00	0.00	0.00	0.00	0.00	0.00	0.00	0.00	0.00
3	0.00	0.00	0.00	0.00	0.00	0.00	0.00	0.00	0.00	0.00	0.00	0.00	0.00	0.00	0.00	0.00	0.00	0.00
4	0.00	0.00	0.00	0.00	0.00	0.00	0.00	0.00	0.00	26,515,000.00	0.00	0.00	0.00	0.00	-26,515,000.00	0.00	0.00	0.00
	274,300,000.00	655,759,231.50	0.00	44,731,793.57	0.00	222,832,345.12	0.00	9,477,710.81	1,207,101,081.00	265,150,000.00	182,886,625.00	0.00	39,032,159.06	0.00	176,657,909.62	0.00	386,390.93	664,113,084.61

9.3

9.4

9.5



00